



1. Windlasses

V1/V2/V3 Vertical Windlasses

V1/V2/V3 switch kit and accessories

4 Circuit Breakers



PART NO.	DESCRIPTION	FIT WINDLASS
68000348	Circuit Breaker 50A	V2 24V
68000349	Circuit Breaker 90A	V1/2 12V - V3 24V
68000350	Circuit Breaker 110A	V3 12V - V4/V5 24V
68000351	Circuit Breaker 150A	V4/V5 12V - V6 24V - V8 2.5kW
68000894	Circuit Breaker 200A	V8 3.5kW

5 Contactor



PART NO.	DESCRIPTION	V1	V2/V3
Sealed Contactors			
68000937	Compact Dual 12V	•	•
68000938	Compact Dual 24V		•
68000318	Dual 12V	•	•
68000319	Dual 24V		•
Contactors in Boxes			
68000129	Dual 12V	•	•
68000130	Dual 24V		•

6 Switches & Accessories

Refer to p34-38 for more information



Footswitches



Wireless remote control



Chain counters

7 Optional Accessories



Control arm kit:
66810030



Manual recovery kit
Gypsy only: 66840054
Gypsy/Drum: 66840056

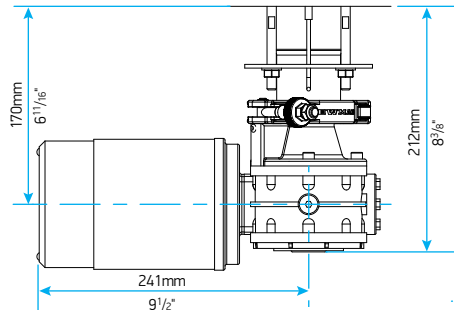
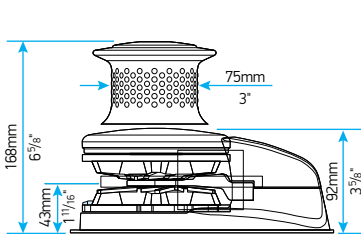


Bulkhead Fitting
3 gland: 68000866

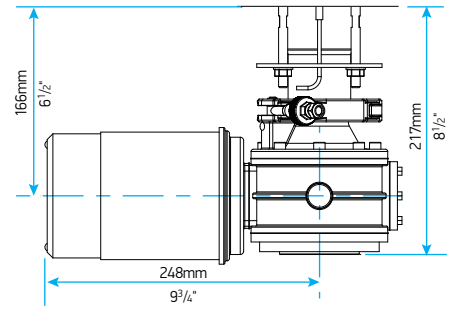


Manual Handle
29140017

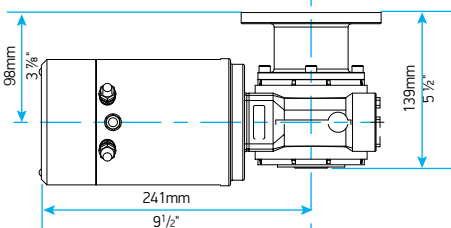
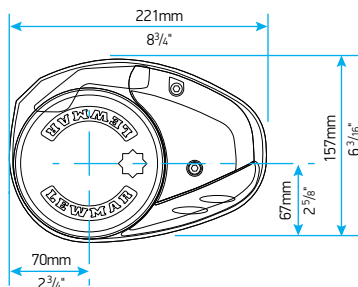
Dimensions Diagram



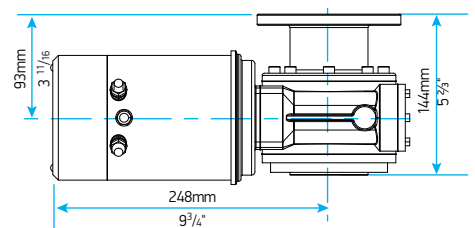
V1 Motor Gearbox
(with FastFit™ feature)



V2/V3 Motor Gearbox
(with FastFit™ feature)



V1 Motor Gearbox
(Non FastFit™)



V2/V3 Motor Gearbox
(Non FastFit™)